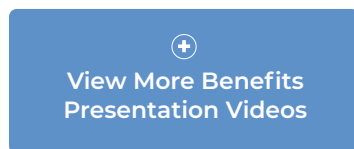


Educate employees with on-demand, chaptered videos that drive enrollment

Our branded presentation videos engage and empower employees to learn at their own pace. **They reduce dependence on HR meetings about benefits enrollment and onboarding, freeing you up to work on more pressing items.** They provide an affordable, on-demand reference that's great for explaining your organization's benefits options. Our creative teams are experts at creating presentations you'll be proud of, and they make the entire process easy—so there's no heavy lifting involved.



Branded Design Creation Process



1

Flimp's professionally designed slide template is pre-populated with content common to most organizations' benefits programs:

- Welcome
- Table of contents
- Benefits eligibility
- Enrollment details
- Medical plan options
- HDHP
- HSA or HRA
- How to use your HSA
- Flexible spending accounts
- Dental benefits
- Vision benefits
- Prescription drugs
- Choosing a healthcare facility
- Telemedicine
- Wellness program
- EAP program
- Commuter benefits
- Life insurance
- Retirement benefits
- Voluntary benefits (multiple)
- Paid holidays
- Contact us

2

Edit the script template provided by your project manager with your benefits details, then send it back along with your brand guidelines.

Brand guidelines include company colors, logos, fonts, etc., as well as any photos or graphics you'd like to see incorporated into the video.

3

Our team will design a custom storyboard based on your content.

You'll be able to provide feedback on both the script and the designs throughout the storyboarding phase. Once the storyboard is approved, you'll select a professional voice-over artist and we'll turn around a draft video for you to review in a few short days.


Design Style Options

As shown below, our Benefits Overview template is available in Flimp's six versatile styles shown below.

These styles are used across most of Flimp's products including customized videos, Digital Postcards, microsites, benefits guides and companion pieces. So you can maintain a consistent, branded design across your content.

Click on the thumbnails to view the storyboards for these design styles.


Moving Image – Circles




Moving Image – Grids



Business Casual



Retro Sketch



Perspective



Bold Lines



Pricing

\$600 per minute

Turnaround: 3-4 weeks

Foreign-language version:
\$480 per minute (20% discount)

* Minimum 8 minutes

* Volume discounts available

Included with your video:

- An experienced Flimp project manager
- Video hosting, chaptering and tracking
- Choice of professional voice narration
- Technical support for easy distribution