



## How to select your **primary care provider on myWellmark®**



Patients who have a strong relationship with their primary care provider (PCP) often benefit from better disease control and improvements in overall health.<sup>1</sup> In addition, building a long-term relationship with your PCP can be associated with lower hospital and emergency room use, saving you money and time. Your PCP should be someone you feel comfortable with, who will listen to and understand your needs and then direct your care appropriately.

Some benefit plans may have a variation in benefit costs when you establish and visit a designated PCP.<sup>2</sup> To receive these benefits, you need to select the provider you'd like as your PCP.<sup>3</sup>



Find digital  
tools at your  
fingertips with  
myWellmark.

### Create your myWellmark® account

Go to [mywellmark.com](https://mywellmark.com) and click “**Register now**”. Enter your email address and select a password. It is recommended you use a non-employer email address. **Follow the prompts to complete your registration.**

<sup>1</sup> Dean, Kristin. “Why You Should Build a Relationship with Your Doctor.” Doctor On Demand, 22 June 2022, [doctorondemand.com/blog/health/why-you-should-build-a-relationship-with-your-doctor](https://doctorondemand.com/blog/health/why-you-should-build-a-relationship-with-your-doctor).

<sup>2</sup> Please review your benefit plan material or visit [myWellmark.com](https://mywellmark.com) for benefit details.

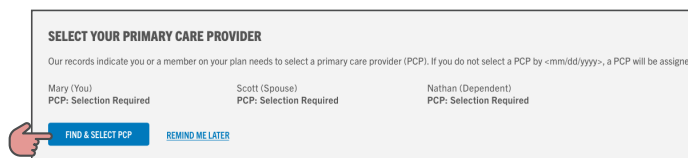
<sup>3</sup> If you do not select a health care provider who can serve as your PCP, one will be assigned for you based on recent visit history and/or location proximity to the home address we have on file for you. You will be notified by mail when this auto-assignment occurs.

## Confirm or edit your PCP

Log in to your myWellmark account. Depending on your PCP selection status, you may see the following prompts:

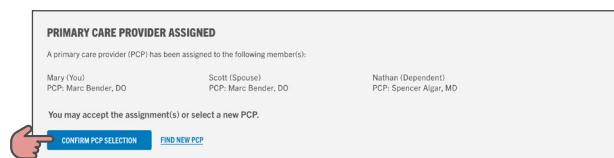
### If you need to select a PCP

A pop-up screen will remind you that a PCP needs to be selected for you or other members on your plan. To do this at a later date, click **“Remind me later”**. To search for and select a PCP, click **“Find & select PCP”**.



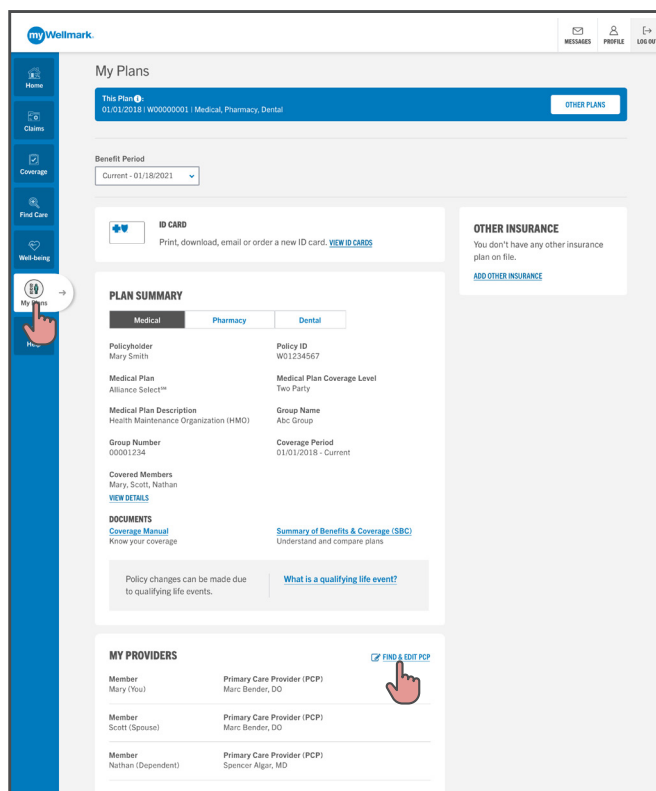
### If a PCP has been auto-assigned

A pop-up screen will display the members on your plan and their PCP assignments. If you need to make updates, click **“Find new PCP”**. If you don't need to make changes, click **“Confirm PCP selection”**.

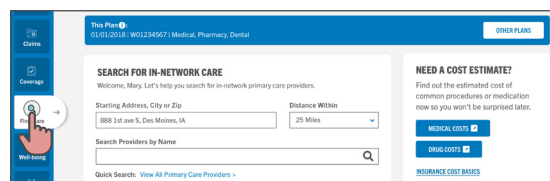


## Search providers to edit your PCP

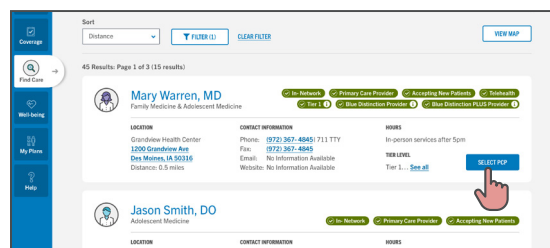
Alternatively, you can navigate to **“My Plans”** and then **“My Providers”**. There, you can click on the pencil icon to search for or edit your PCP.



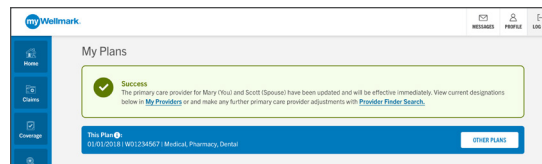
On the **“Find Care”** page you'll be able to search for eligible in-network providers by name or by type. Ensure this provider is accepting new patients.



When you find the PCP you're looking for, click on **“Select PCP”**. You'll be prompted to confirm which member will see this PCP.



You will receive a confirmation message when your selection is successful.



Wellmark Blue Cross and Blue Shield of Iowa, Wellmark Health Plan of Iowa, Inc., are independent licensees of the Blue Cross and Blue Shield Association.