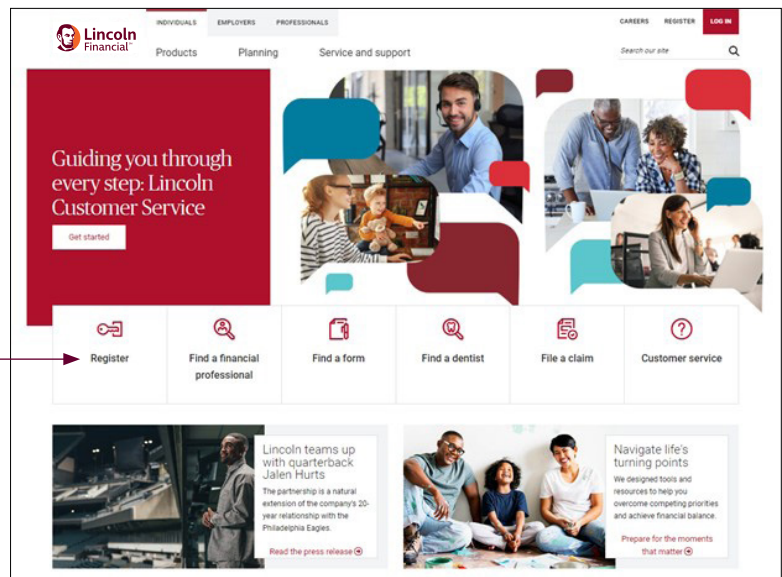


Access the account information you need — anytime, anywhere on **LincolnFinancial.com**

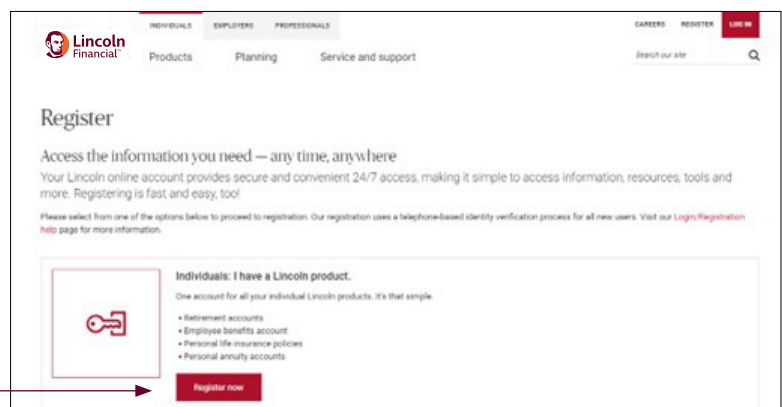
Need to submit or view the status of a claim, access forms, or upload documents? Sign up for your online Lincoln account for secure and convenient access. It's easy to find essential information, resources, tools, and more. Here's how to register:



1. Visit **LincolnFinancial.com** and select **REGISTER**.




2. Choose **Register now**.



3. Enter the requested information. You can add a cellphone or landline, but we recommend using your personal cellphone. This number will be used to text or call you during registration and for future logins to verify your identity.






Registration

1. Identity verification

2. Login information

Please enter the following information.

Country code




+1 Mobile number (3...

You may use a mobile or landline, but we recommend using your personal mobile number. This number will be used to call or text you during registration and future logins to verify your identity.

CONTINUE

4. Enter your name, birthdate, and the last four digits of your Social Security number.





Registration

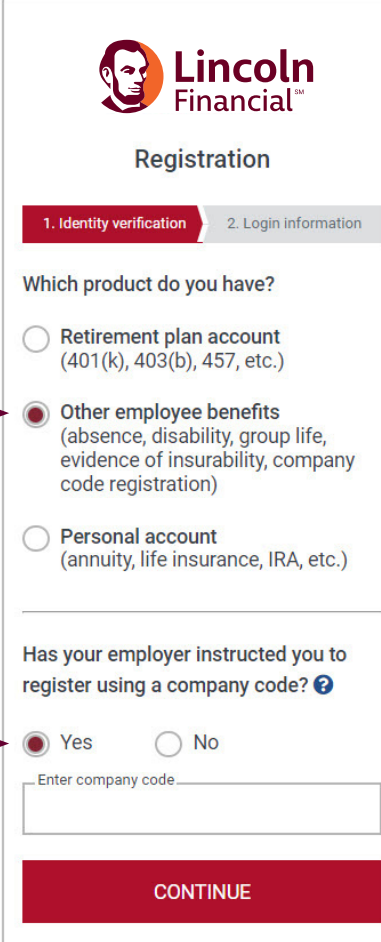
1. Identity verification

2. Login information

We need more information to locate your account.

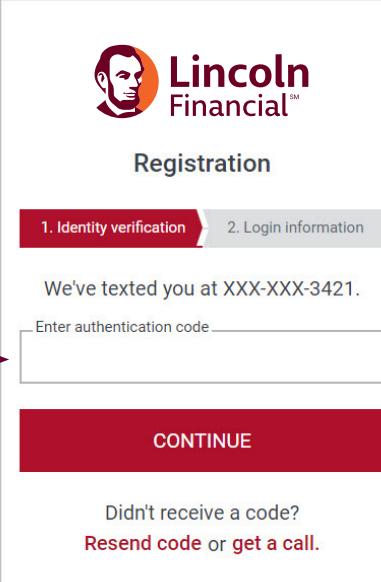
CONTINUE

5. If prompted, select **Other employee benefits**.
Select Yes and enter WERNER.



The screenshot shows the Lincoln Financial Registration page. At the top is the Lincoln Financial logo. Below it is the title "Registration". There are two tabs: "1. Identity verification" (active) and "2. Login information". The main question is "Which product do you have?". There are three radio button options: "Retirement plan account (401(k), 403(b), 457, etc.)", "Other employee benefits (absence, disability, group life, evidence of insurability, company code registration)", and "Personal account (annuity, life insurance, IRA, etc.)". The "Other employee benefits" option is selected. Below this is another question: "Has your employer instructed you to register using a company code? ?". There are two radio button options: "Yes" and "No". The "Yes" option is selected. Below the "Yes" option is a text input field labeled "Enter company code...". At the bottom is a red "CONTINUE" button.

6. You'll receive an authentication code via text.
Enter the code in the space provided.




The screenshot shows the Lincoln Financial Registration page. At the top is the Lincoln Financial logo. Below it is the title "Registration". There are two tabs: "1. Identity verification" (active) and "2. Login information". The main text says "We've texted you at XXX-XXX-3421.". Below this is a text input field labeled "Enter authentication code...". At the bottom is a red "CONTINUE" button. Below the "CONTINUE" button is the text "Didn't receive a code?" followed by "Resend code or get a call." in red.

7. Enter a username and a password. Confirm the password, read and agree to the information displayed, then check the box. If you'd like to receive more information about products and services from Lincoln, check that box too.

Select **REGISTER**. You'll then receive a confirmation message.





Registration

✓ Identity verification

2. Login information

Please create a username and password for future site logins.

Username

Between 5-35 characters, at least 1 letter, no special characters, spaces, or 9 consecutive numbers.

Password

Confirm password

Email

☐

I have read and agree to the following:
[Online Terms and Conditions](#)
[eSignature](#)
[eTransmissions](#)
[Two-Factor authentication](#).

☐

I would like to receive information about Lincoln products and services through email. [Privacy Policy](#)

REGISTER

©2025 Lincoln National Corporation

LincolnFinancial.com

Lincoln Financial is the marketing name for Lincoln National Corporation and its affiliates.

Affiliates are separately responsible for their own financial and contractual obligations.

LCN-6821875-072324

POD 2/25 **Z02**

Order code: **GP-LRIEF-FLI001**



It's easy to manage your benefits online!

Log in at LincolnFinancial.com

Or, with the same credentials, you can access the **Lincoln Financial Mobile app**. Download it from the Apple and Google app stores today!



Note: For the best user experience on LincolnFinancial.com, we recommend using Google Chrome.

