


# Schedule an Appointment Using the CareATC Mobile App

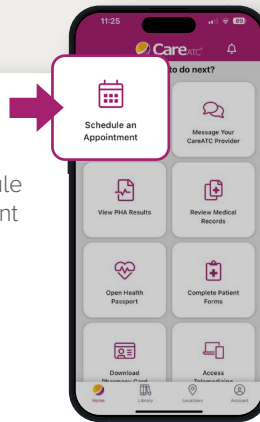
## Step 1

Scan the QR code below to download the CareATC app. Follow the prompts to verify your identity and activate your account.



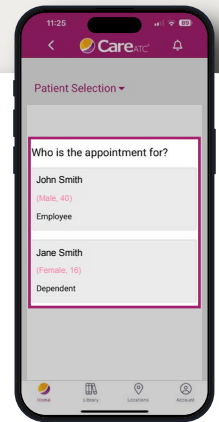
## Step 2

Select Schedule an Appointment from the main menu.



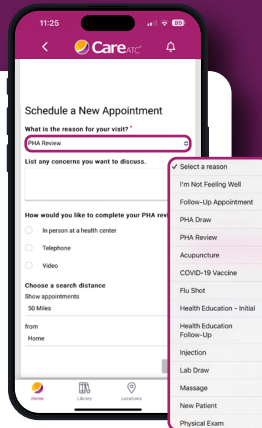
## Step 3

Choose the patient name.



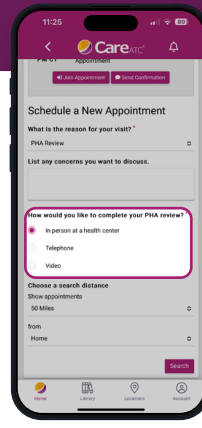
## Step 4

Choose the reason for your visit, list your symptoms, select from the list, and choose the search distance from the location of your choice.



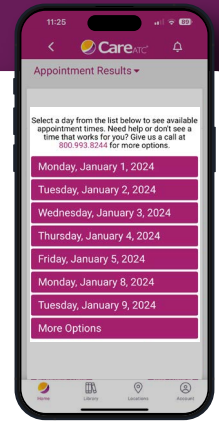
## Step 5

Select in person or virtual option for your visit.



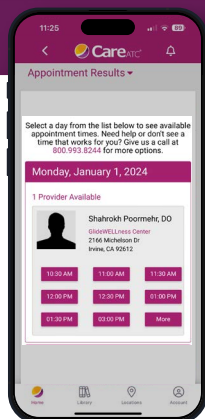
## Step 6

Select the day and time that works for you.



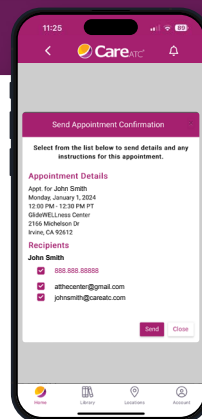
## Step 7

Choose a provider and available appointment time.



## Step 8

Confirm information and schedule your appointment.



You can also call your City of Pasadena Health Center team with any questions or for help scheduling.  
Call 713.389.6281

Show Me  
The App!



Questions about the app? Call 800.993.8244