

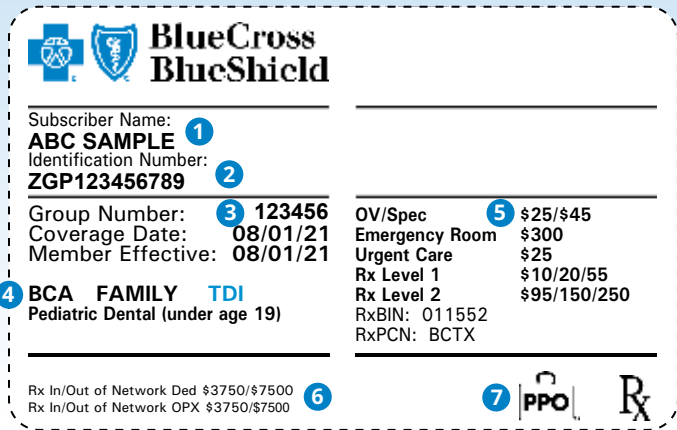


Your Member ID Card

Always show your Blue Cross and Blue Shield of Texas (BCBSTX) ID card – which includes a mobile version – when you visit a doctor or other place for care. Information on the ID card helps the care provider file your claim with us.

Depending on the type of plan you have, your card might have some or all of the information below.

Front of card

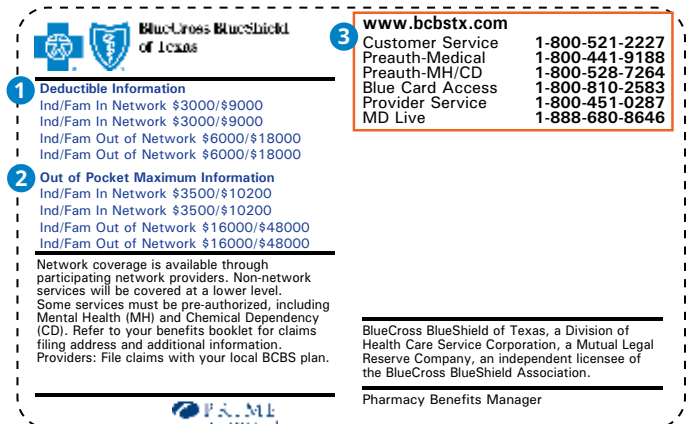
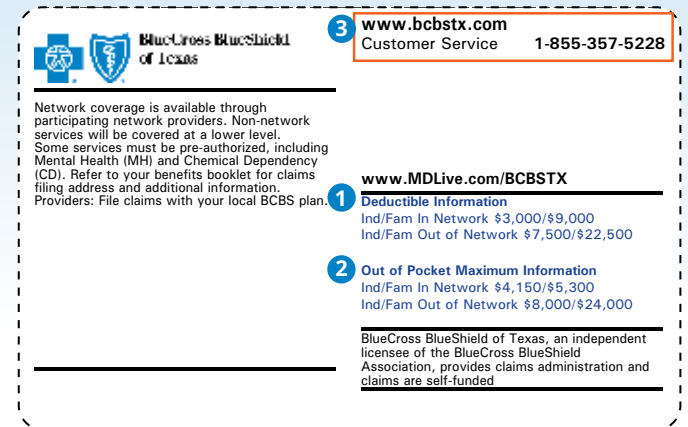


- Subscriber name** – This may show the subscriber only or the dependent
- Identification number** – This number is unique to you and your covered dependents
- Group number** – This number is shared by everyone covered by the policy
- Network** – This is the name of your medical provider network
- Copays** – These are the fixed amounts you may have to pay when you visit a doctor, the ER or a specialist
- Rx Deductible/Out of Pocket Maximum** – Your RX deductible is the amount you must pay toward your prescription drug costs before your health plan begins to pay for your covered services. Your Rx Out of Pocket Max is the most you have to pay out of your own pocket for prescription drugs under your insurance plan during the year.
Depending on your plan, you may have separate amounts for Rx or it may be combined with medical.*
- BlueCard®** – The BlueCard symbol shows that you can get care while traveling or living in another Blue Cross and Blue Shield Plan's service area.

* For more information about your Rx or medical deductible or out-of-pocket maximum, call the number on your ID card

Back of card

Depending on your plan, your out-of-pocket maximum and deductible may appear on the right or left side



- Deductible** – The amount you must pay toward your health insurance costs before your health plan begins to pay for your covered services.*
- Out-of-pocket maximum** – The most you have to pay out of your own pocket for covered medical services under your insurance plan during the year.*
- Customer Service/Contacts** – This is where to find the phone number(s) to call if you have questions or need help using your benefits.



Your Digital ID Card and More

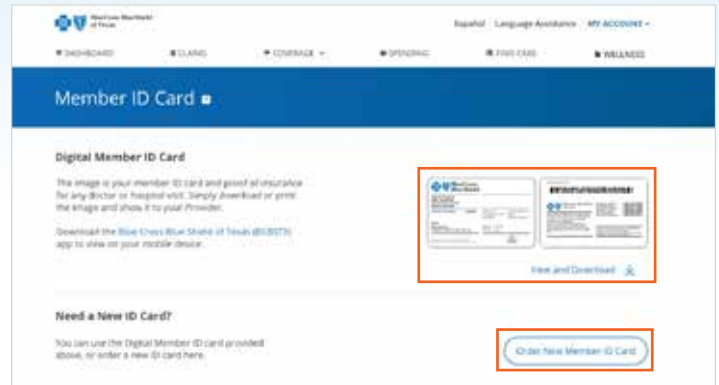
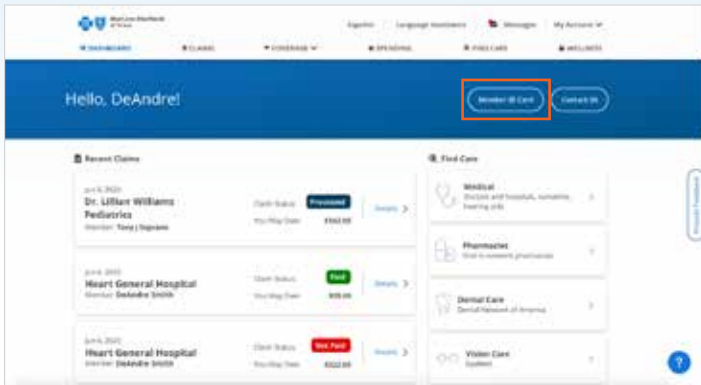
Access the Secure Member Site

Go to bcbstx.com and click the **Log In** tab to register for Blue Access for MembersSM. Click the **Register Now** link and follow the steps using the numbers from the front of the card. Blue Access for Members lets you review your claims, find health information, order extra ID cards and much more.

You can even save your ID card on your phone or other mobile device. Text **BCBSTX** to **33633** to download the app*.

Access Your Digital ID Card

- Login into **Blue Access for Members**
- Click on the ID card icon on the left side
- Download a digital copy to keep on your phone for instant access
- You can also print a copy or order a new physical card



BCBSTX Mobile App

Features:

- Find an in-network doctor, hospital or urgent care facility or search for Spanish-speaking doctors
- Access your claims, coverage and deductible information
- Access your temporary digital member ID card
- Secure login with Face ID (iOS only) and Fingerprint ID
- Available for iPhone and Android users